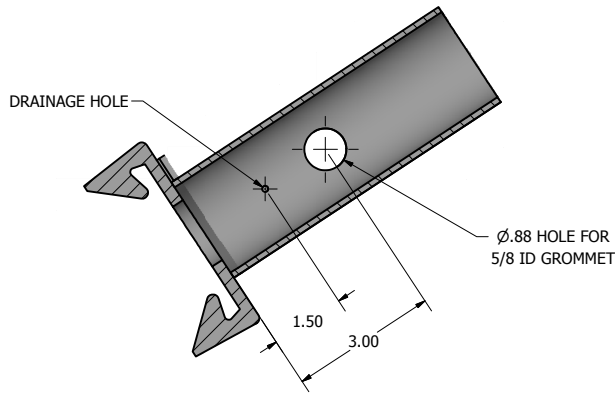
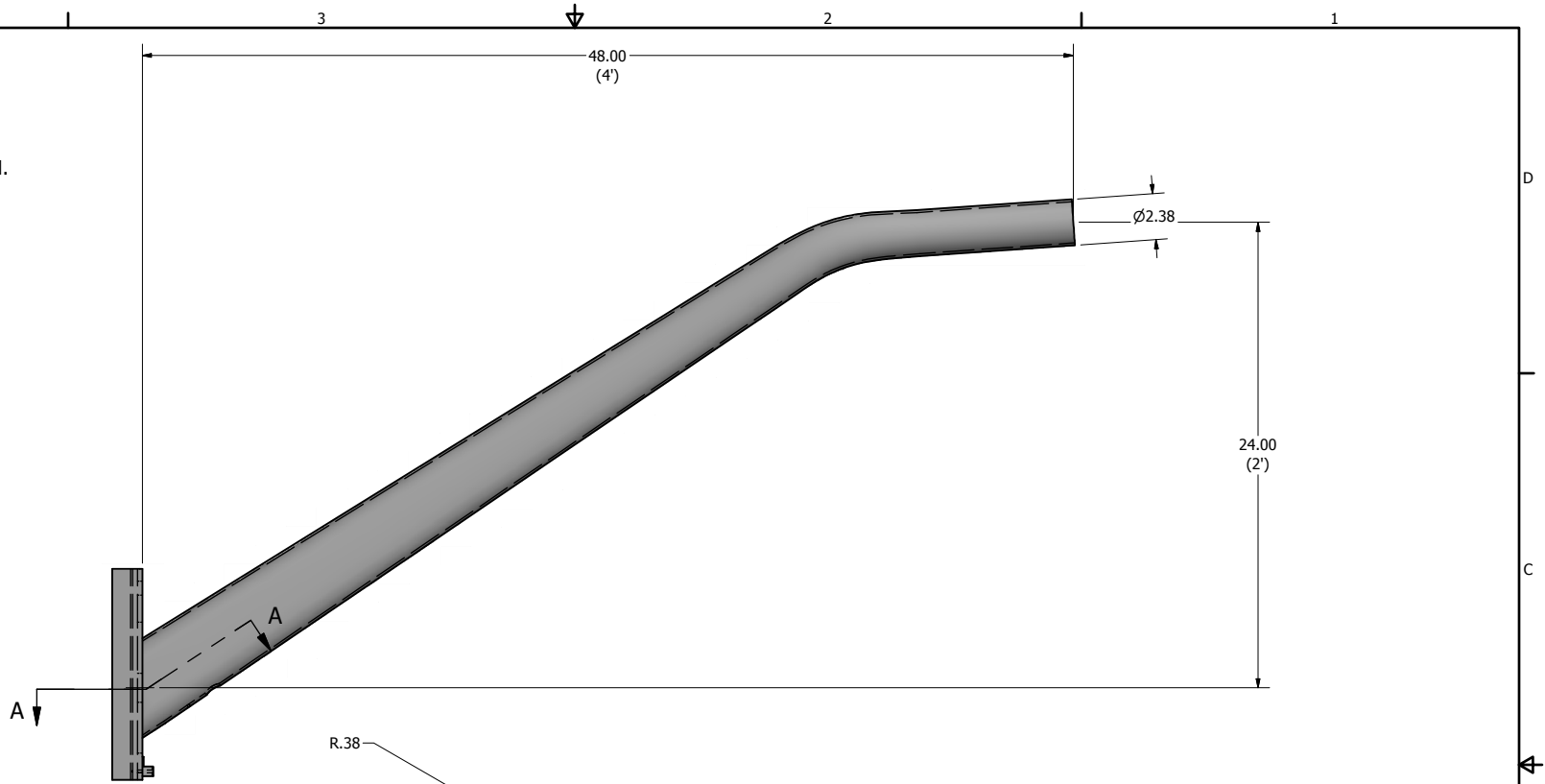
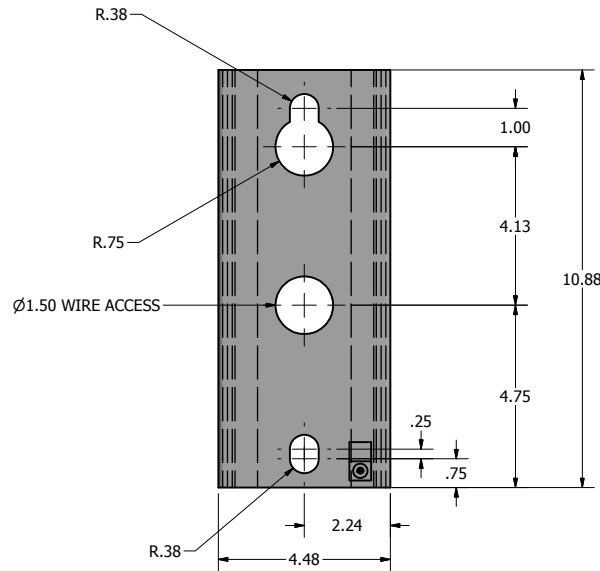


ARM RATING (PER AASHTO 1994)
 WIND SPEED: 90 MPH MAX.
 GUST: 117 MPH MAX.
 EPA (LUMINAIRE): 2.5 SQ. FT. MAX.
 WEIGHT (LUMINAIRE): 50 LBS. MAX.
 MAX. 40' ABOVE GRADE LUMINAIRE M.H.



SECTION A-A
 DRAIN HOLE & WIRE HOLE DETAIL VIEW



MOUNTING PLATE DETAIL VIEW

FINISH: ARM SHALL BE POLYESTER POWDER COAT FINISH IN A STANDARD COLOR.



P.O. Box 340
 Eastpointe, MI 48021
 P: (586) 771-4610 | F: (586) 771-5527
 www.lytepoles.com

a DWM company

DRAWN: M. HARVALA	2/16/2015
CHECKED	
REVISION:	DATE:
APPROVED:	
QUOTE:	
S.O.#	
REF:	SCALE: NONE

SOME GEOGRAPHICAL AREAS HAVE SPECIAL WIND CONDITIONS THAT CAN CREATE WIND INDUCED VIBRATIONS CAUSING A FATIGUE PROBLEM. NO METHOD HAS YET BEEN FOUND FOR PREDICTING DESTRUCTIVE LIGHTING POLE VIBRATION. THESE CONDITIONS ARE UNIQUE AND CANNOT BE GUARANTEED AGAINST, AND ARE THE RESPONSIBILITY OF A LOCAL SITE ENGINEER.	
TITLE:	
CATALOG:	
DWG NO: TEA-4A-STD	SIZE C
SHEET 1 OF 1	

